

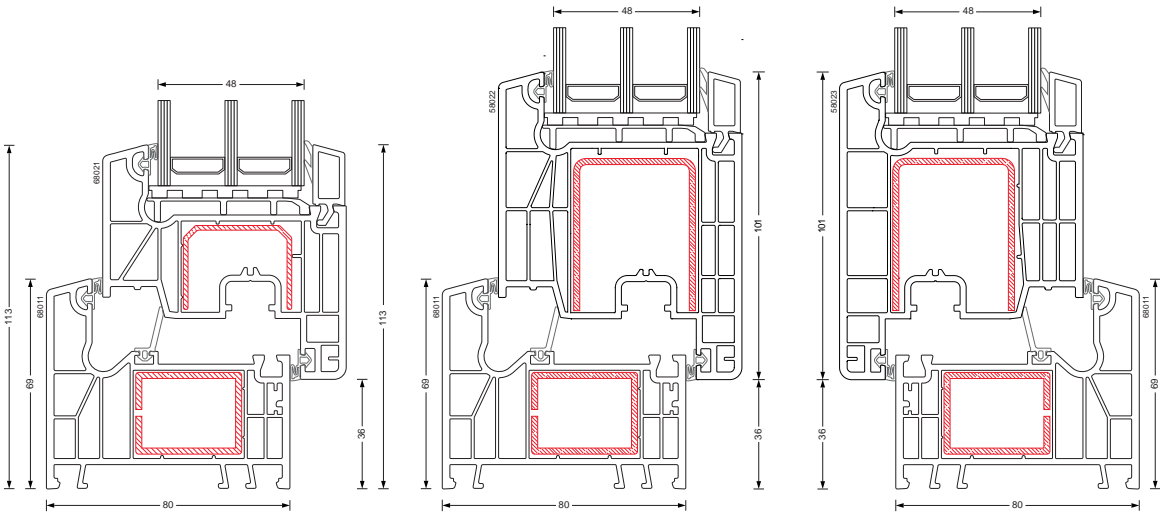
PROFILES CROSS-SECTIONS

find more at amex-baczek.com



f in @ | amex-baczek.com

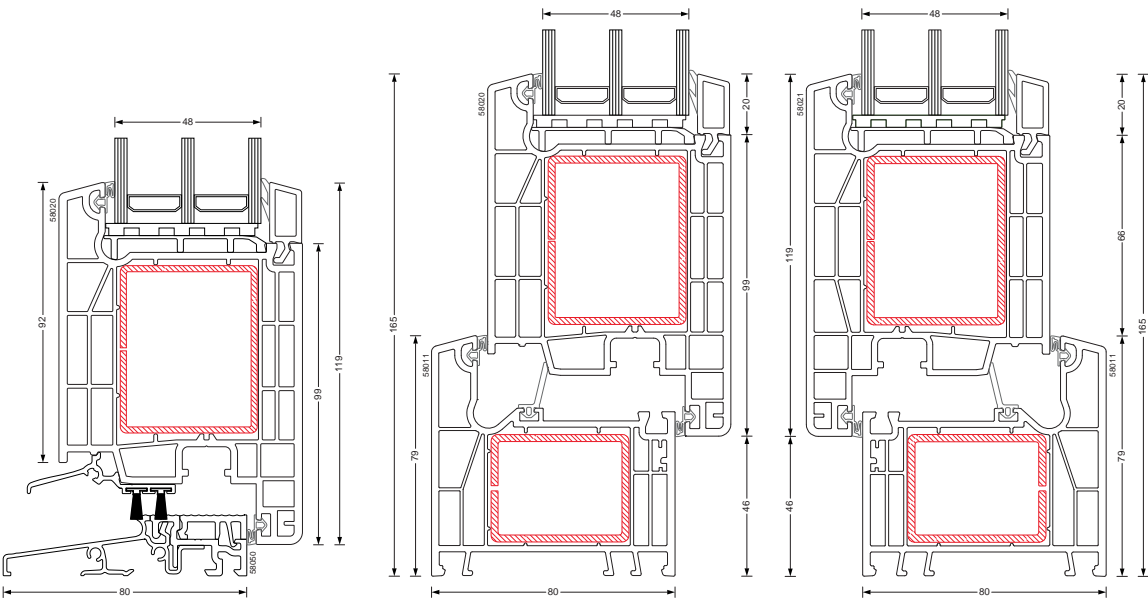
W-LINE 80



68011 - 68021

68011- 58022

68011- 58023




threshold 58050 - 58020

58011- 58020


58011- 58021



OPTIMAL PARAMETERS
ATTRACTIVE PRICE



„AMEX-BĄCZEK” SP. Z O. O. SP. K.
Falknowo 13, 14-240 Susz
tel. +48 89 648 69 03
contact@amex-baczek.com
amex-baczek.com
NIP 744 14 85 088 REGON 510815144



The information included in this leaflet is for information purposes only. Before purchasing a product, the specification should be verified with the manufacturer or sales representative.

THE SYSTEM PROVIDES




THE FITTINGS PROVIDES

SIEGENIA brings spaces to life





W-LINE 80



woodec

APPEARANCE OF
GENUINE
WOOD

check on amex-baczek.com




PROFILE: 68011 - 68021 COLOR: white CORE: white

PROFILE: 58011 - 58020 PROFILE: 58011 - 58021

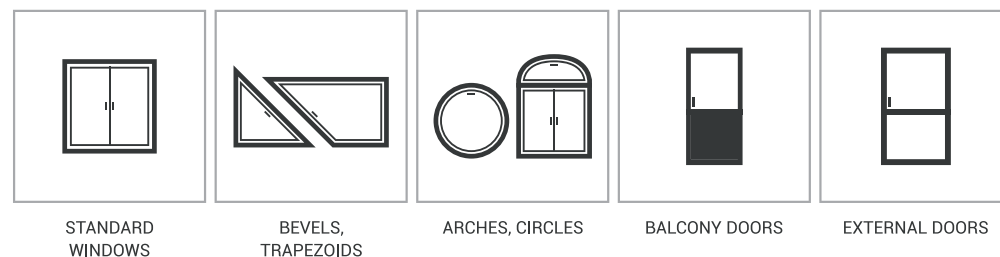
80 mm	PROFILE DEPTH	6	CHAMBER IN A FRAME	3	NUMBER OF GASKETS
48 mm	GLASS PACKAGE	6	CHAMBER IN A WING	0,75 W/m ² K ⁺	HEAT TRANSFER COEFFICIENT U _w

* the U_w coefficient calculated by the calculation method for the reference window with parameters: dimension: 1230 x 1480 mm; glass package 4/16/4/16/4 + CRT U_g=0,5 W/m²K

CORE COLORS:




POSSIBILITIES OF IMPLEMENTATION



STANDARD VENEERS COLORS

+ more than 20 colors in the non-standard palette



The actual colours may differ from the printed ones. Window profiles can be covered with foil, lacquered or colored in mass. For full colour palette ask our sales representatives or visit amex-baczek.com.

EXAMPLE OF COLORS AND HANDLE TYPES

Medos



DE LUXE



HOPPE

ATLANTA



For details regarding colors ask the PVC Commercial Department at Amex-Bączek or our Trading Partners.

HANDLES TYPES



For the W-LINE 80 window system we offer the Medos DUBLIN or HOPPE Atlanta handles in the Secustik® technology. We offer standard handles and handles with keys or buttons.

THE COLORS OF HANDLES Medos

- | | |
|-----------------|------------|
| › F1 (s) (b) | › RAL 7016 |
| › F3 (s) (b) | › RAL 8019 |
| › F4 (s) (b) | › RAL 8077 |
| › F9005 (s) (b) | › RAL 9001 |
| › F9 (s) (b) | › RAL 9005 |
| › gold | › RAL 9016 |
| › inox (b) | › silver |

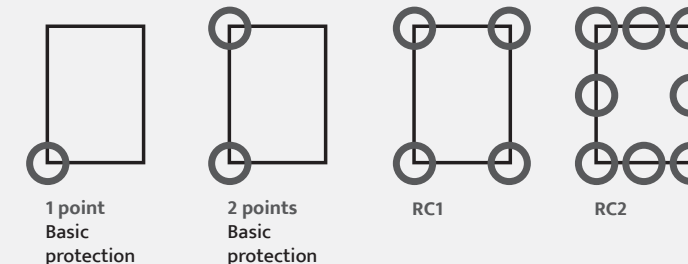
(s) - sandblasted (b) - brushed

THE COLORS OF HANDLES HOPPE

- | | |
|---------|------|
| › F9016 | › F4 |
| › F8707 | › F9 |
| › F1 | |

Our windows have Siegenia TITAN AF fittings. Even if it is standard version, they guarantee a high level of safety. Additional anti-burglary protection is provided - in combination with a rotary mushroom head cam - by a special burglary resistant hitch, enables raising the window safety class to the appropriate level.

SIEGENIA
brings spaces to life



Rotary mushroom head cam with integrated height adjustment



Though compact, it combines plentiful of advantages: it ensures simpler and perfectly precise installation; self-reliantly equals fitting play tolerances and significantly limits the need to perform adjustment during production, installation and handling; automatically adjusts to changing operating conditions, e.g. temperature; ensures always the optimally set closing system; prevents from time wasting and costly complaints.

Stay system



It enables closing and tilting of balcony windows and doors in an even simpler and more comfortable way: the large closing range on the air latch also allows for smooth, though effortless closing of very wide delicate sashes; positioning in the tilted position by means of a braking bushing; integrated anti-slam protection in the tilted position; lock in the tilted position preventing from incorrect window handling.

Anti-pry latch



Perfect mix of plastic and steel materials, ensuring the so far unreachable low friction level; no-nonsense extension to RC2 thanks to very simple templates / software and identical catch positions also in case of movable posts and higher security levels; attractive design of standard and anti-pry catches.

Balcony latch



During closing of a door a leaf is pulled by means of a latch, resulting in keeping a leaf in the latched position: in the standard version you can adjust the wedging force and friction level is low; in the comfort version door can be unblocked in the tilted position; a frame catch works together with a latch, resulting in no need to use any additional elements.

Corner



The corner with a finger leaf lift and lock of incorrect handle use. Rollers available even at the basic anti-burglary protection level, elegant design of fitting thanks to use of catches in the unified form.

Covered hinge side (optional)



Covered hinges ensure subtle window appearance and seamless sealing ensures perfect thermal and acoustic insulation. Several adjustment options allow to maintain easy sash operation for a long time, while the lower hinge is protected against staining by means of a correctly selected shield.